




# Scarlet Solar Energy Park

Fresno County, California

 Installed capacity: **400 MW + 190 MW Energy Storage**

 Online since: **2024**

 Installed capacity will be equivalent to the average consumption of more than **219,200 California homes**.<sup>1</sup>

Scarlet Solar Energy Park consists of two phases and is located in Fresno County, California, approximately 3.5 miles west-southwest of the community of Tranquillity and approximately 6.5 miles east of Interstate 5 (I-5). The solar energy park complements the area's desert landscape while harnessing the region's abundant sun.



## Economic benefits



**\$17.9 million**  
TOTAL PROJECT IMPACT<sup>2</sup>



**\$133 million**  
PAID TO LOCAL GOVERNMENTS<sup>4</sup>



**\$1.9+ million**  
PAID TO LANDOWNERS<sup>3</sup>



**\$13 millions**  
SPENT LOCALLY<sup>5</sup>



PERMANENT JOBS<sup>6</sup>  
**2 jobs would be created**



CONSTRUCTION JOBS<sup>6</sup>  
**100+ jobs would be created**

### Energy security

Power generated at Scarlet will support the state of California's electric grid. The energy storage project will also contribute to the **national energy security for the United States**, helping add on-demand power.

### Environment and solar energy storage projects

Energy storage facilities are designed to not release pollutants into the air, soil, or waterways. Additionally, **solar panels contain no liquids or materials that pose a risk to the environment or human health**.<sup>7</sup>

### Energy storage safety

Between cell phones, laptops, and power tools, many people have a lithium-ion battery in their pockets or hands at all times. Additionally, energy storage fires are very rare and their rate of frequency is decreasing. **Energy storage sites are also highly regulated to ensure safety for neighbors, communities, and technicians.**

All economic data reflects the estimated amount throughout the life of the project.

© 2025 EDP Renewables North America. All Rights Reserved.

## Scarlet's environmental impact

The energy storage project will save more than **287 million gallons** of water each year and would prevent the air pollution that causes smog and acid rain.<sup>8</sup>

## EDPR NA's impact in North America from solar energy<sup>9</sup>



**\$41.8 million**

PAID TO LANDOWNERS



**\$16 million**

PAID TO LOCAL GOVERNMENTS



**4,400**

CONSTRUCTION JOBS CREATED



**100**

PERMANENT JOBS CREATED

## How is energy storage useful?



Reduces outages & enhances resilience



Reduces costs and saves money



Builds a stronger, more efficient grid

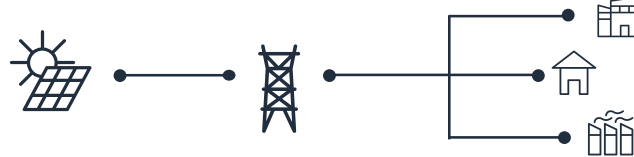


Supports local economies

## How solar energy works

EDPR NA uses photovoltaic (PV) solar cells. Photovoltaic solar cells have no moving parts and convert sunlight directly into electricity via the photoelectric effect. This direct-current electricity is then collected, transformed into alternating current, and finally put on the electrical grid through a substation after being converted to the proper voltage.

## Power grid

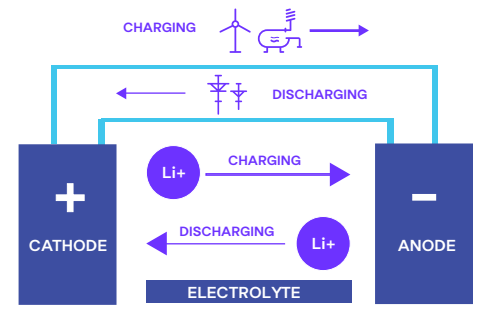


**Solar is one of the cheapest forms of energy.<sup>10</sup>**

The cost of solar has fallen 71% in 10 years.<sup>11</sup>

## How energy storage works

The most common electrochemical storage method is the lithium-ion battery. These are similar to the batteries that power your cell phones, or laptops. Energy storage systems are fuel-neutral. **This means that they can capture and dispense electricity** from oil, gas, coal, nuclear, geothermal, and EDP Renewables North America's wind and solar energy projects.



**Scan the QR Code** to explore educational resources on renewables and how we are empowering local economies, as well as meeting the energy demand of today.

▶ Scan the QR Code using the camera on your mobile device.



<sup>1</sup> Power generation calculated using a 25% capacity factor. Household consumption based on the 2023 EIA Household Data monthly average consumption by state.

<sup>2</sup> Includes vendor spending, property taxes, and landowner payments through 2024.

<sup>3</sup> Cumulative landowner payments through 2024.

<sup>4</sup> Cumulative local government payments through 2024.

<sup>5</sup> Cumulative local vendor spending including payments to contractors, suppliers, and service companies, as well as donations within 50-miles of the project area through 2024.

<sup>6</sup> Full-time equivalent jobs calculated by dividing number of contractor hours worked during construction by 2080.

<sup>7</sup> American Clean Power Association, Solar as a neighbor, 2021.

<sup>8</sup> Assumes 0.58 gallons of water consumed per kWh of conventional electricity from Lee, Han, & Elgowainy, 2016.

<sup>9</sup> Based on EDP Renewables North America's operational solar parks through 2024.

<sup>10</sup> Lazard's Levelized Cost of Energy 2024 (version 17.0)

<sup>11</sup> American Clean Power Associations Annual Market Report, 2023

## About us

EDP Renewables North America LLC (EDPR NA), its affiliates, and its subsidiaries develop, construct, own, and operate wind farms and solar parks throughout North America. Headquartered in Houston, Texas, with 61 wind farms, 26 solar parks, and eight regional offices across North America, EDPR NA has developed more than 12,000 megawatts (MW) and operates more than 11,400 MW of onshore utility-scale renewable energy projects. With more than 1,000 employees, EDPR NA's highly qualified team has a proven capacity to execute projects across the continent.

For more information, visit [www.edprnorthamerica.com](http://www.edprnorthamerica.com)

## Scarlet Solar Energy Park Operations & Maintenance Office

30750 Manning Ave,  
Cantua Creek, CA 93608

[scarlet@edpr.com](mailto:scarlet@edpr.com)  
713.205.7587