






Bright Stalk II Wind Farm

McLean County, Illinois

-  Installed capacity: **150 MW**
-  Estimated commercial operation: **2027**
-  Generation will be equivalent to the average consumption of more than **53,000 Indiana homes**.¹



Bright Stalk II Wind Farm will be located 20 miles northeast of Bloomington–Normal, Illinois. Located entirely within McLean County, the wind farm will complement the area’s corn and soybean fields, providing local farmers with a stable, weather resistant cash crop in the form of landowner lease payments.

Economic benefits



\$230 million
CAPITAL INVESTMENT²



\$49+ million
WILL BE PAID TO LOCAL GOVERNMENTS



\$1.5 million
WILL BE PAID TO LANDOWNERS



\$3+ million
WILL BE SPENT LOCALLY



PERMANENT JOBS³
8 jobs will be created



CONSTRUCTION JOBS³
240+ jobs will be created

Energy security

Power generated at Bright Stalk II will support the state of Illinois’ electric grid. The wind farm will also contribute to the **energy security for the United States**, helping diversify domestic supply.

Wind energy and land use

Wind turbines have a limited footprint, **leaving 98 percent of the project’s leased land undisturbed** and available for farming, wildlife habitat, ranching, or recreation.⁴

Wind energy supports American manufacturing

More than 450 American factories produce parts and materials for the U.S. wind industry, which **employs more than 130,000 Americans**.⁵

All economic data reflects the estimated amount throughout the life of the project.

© 2025 EDP Renewables North America. All Rights Reserved.

Bright Stalk II's environmental impact

The wind farm will save more than **266 million gallons** of water each year and will prevent the air pollution that causes smog and acid rain.⁶

EDPR NA's impact in North America from wind energy⁷



\$575+ million
PAID TO
LANDOWNERS



\$558+ million
PAID TO LOCAL
GOVERNMENTS



7,400+
CONSTRUCTION
JOBS CREATED

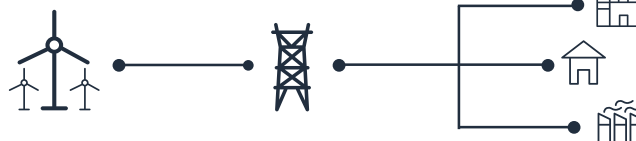


610+
PERMANENT
JOBS CREATED

How wind energy works

EDPR NA uses wind turbines to harness the natural resource of wind to generate mechanical energy. This energy is transformed into electricity via a generator and is sent to the electrical grid after being converted to the proper voltage.

Power grid



Wind is one of the cheapest forms of energy.⁸

Wind energy provides at least a quarter of the electricity produced in eight states.⁹

Local experience with EDPR NA

“The income from the wind farm is very stable, as opposed to farming, which is kind of up and down. Actually, a lot of the income that we've received has gone back into the land. It's improved our farmland so we can grow more corn and soybeans.”

John D., landowner and farmer, Illinois



Scan the QR Code to explore educational resources on renewables and how we are empowering local economies, as well as meeting today's rising energy demands.

▶ *Scan the QR Code using the camera on your mobile device.*



¹Power generation calculated using a 35% capacity factor. Household consumption based on the 2023 EIA Household Data monthly average consumption by state.

²Assumes the average cost of an installed wind farm is \$1.4 million/MW for projects built after 2018, \$1.6 million/MW for projects built in 2017, \$1.7 million/MW for projects built between 2012 and 2016, and \$2.2 million/MW for projects built before 2012. Based on U.S. DOE 2018 Wind Technologies Market Report, U.S. DOE 2017 Wind Technologies Market Report, and U.S. DOE 2015 Wind Technologies Market Report.

³Full-time equivalent jobs calculated by dividing number of contractor hours worked during construction by 2080.

⁴American Clean Power Association, Wildlife and Wind Power Facts, 2021.

⁵American Clean Power Association, Wind Power Facts, 2024.

⁶Assumes 0.58 gallons of water consumed per kWh of conventional electricity from Lee, Han, & Elgowainy, 2016.

⁷Based on EDP Renewables North America's Operational Wind Farms through 2024.

⁸Lazard's Levelized Cost of Energy 2024 (version 17.0)

⁹American Clean Power Association, Wind Power Facts and Statistics, 2025.

About us

EDP Renewables North America LLC (EDPR NA), its affiliates, and its subsidiaries develop, construct, own, and operate wind farms and solar parks throughout North America. Headquartered in Houston, Texas, with 61 wind farms, 26 solar parks, and eight regional offices across North America, EDPR NA has developed more than 12,000 megawatts (MW) and operates more than 11,400 MW of onshore utility-scale renewable energy projects. With more than 1,000 employees, EDPR NA's highly qualified team has a proven capacity to execute projects across the continent.

For more information, visit www.edprnorthamerica.com.

Bright Stalk Wind Farm Operations & Maintenance Office

29292 E. 2900 North Road
Chenoa, IL 61726

309.319.7214

BrightStalkIWindFarm@edpr.com